

CONSTELLATIONS

IS IT CLOUDY OR
RAINY? NO PROBLEM
WITH THIS INDOOR
NIGHT SKY PROJECT!

SUPPLIES NEEDED

- Constellation handout
- Scissors
- Push pin
- Tape
- Flashlight (2 in diameter or cellphone flashlight)

HOW TO MAKE CONSTELLATIONS

1. Print and cut constellations from cardstock or draw constellations on cardstock and cut them out.
2. Poke a hole with a push pin or nail on each dot or point on the constellation.
3. Hold the constellation circle in front of the flashlight. You can also tape the constellations to the flashlight.
4. For even more fun, design your own constellation!
5. Research constellation legends with the help of an adult

DID YOU KNOW?

There are 88 officially recognized constellations. These constellations are visible throughout the year. Some constellations can only be viewed during select seasons and depends on which hemisphere you are in.

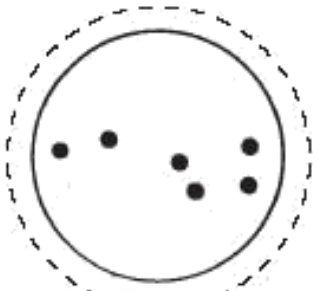


Kiwanis[®]
CLUB OF EDINBORO

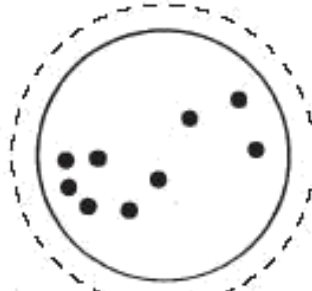
ALL
AGES

Find more family fun guides on www.edinborokiwaniis.org.
Share your #EdinboroKiwaniisSummerFun on Facebook

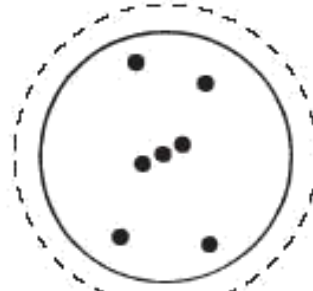
EDINBORO KIWANIS SUMMER FUN ACTIVITY PROGRAM FOR KIDS



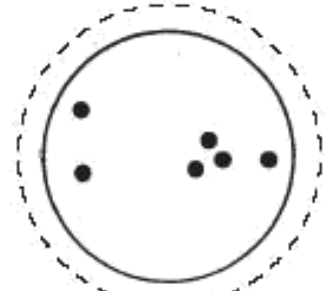
URSA MAJOR,
the Great Bear



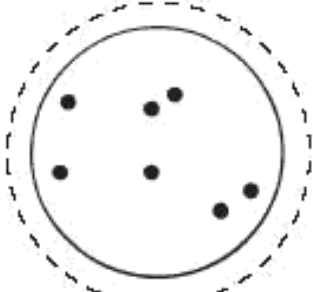
SCORPIUS,
the Scorpion



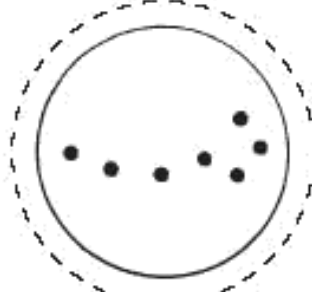
ORION,
the Hunter



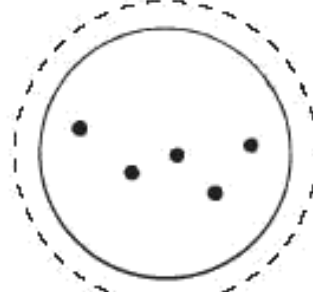
TAURUS,
the Bull



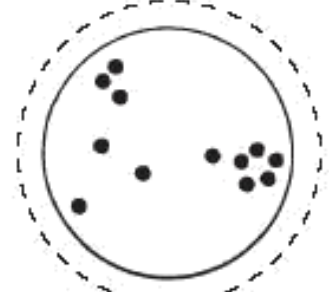
PEGASUS,
the Flying Horse



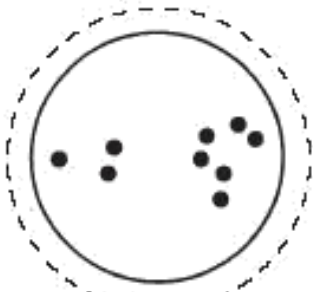
URSA MINOR,
the Little Bear



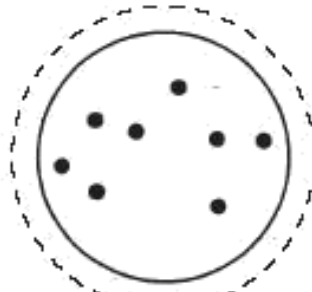
CASSIOPEIA,
the Queen



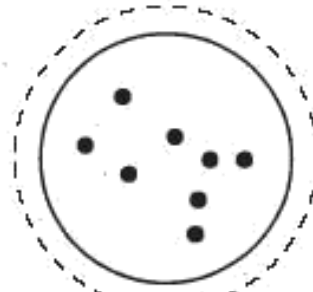
PISCES,
the Fishes



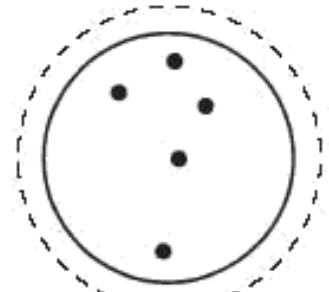
LEO,
the Lion



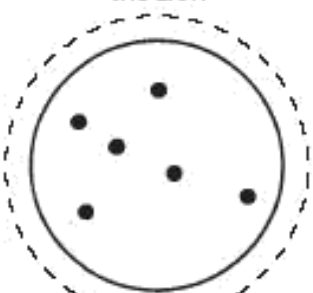
SAGITTARIUS,
the Archer



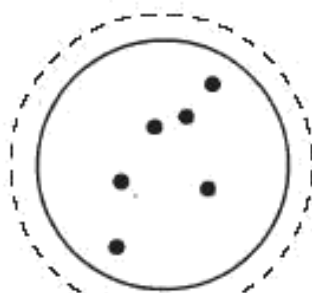
GEMINI,
the Twins



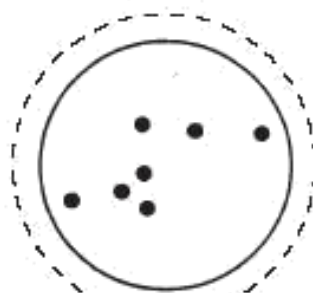
BOOTES,
the Herdsman



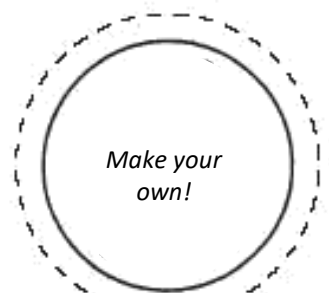
CYGNUS,
the Swan



PERSEUS



CANIS MAJOR,
the Big Dog



*Make your
own!*



Kiwaniis[®]
CLUB OF EDINBORO

Find more family fun guides on www.edinborokiwaniis.org.
Share your #EdinboroKiwaniisSummerFun on Facebook